

# MARKET REPORT

OFFICE

Cincinnati Metro Area

IPA INSTITUTIONAL PROPERTY ADVISORS

4Q/21

## Office 2021 Outlook

### EMPLOYMENT:

+3.5%



**37,000 JOBS**

will be created

### CONSTRUCTION:

0.8%



**700,000 SQ. FT.**

will be completed

### VACANCY:

14.6%



**100 BPS**

increase in vacancy

### RENT:

\$14.35

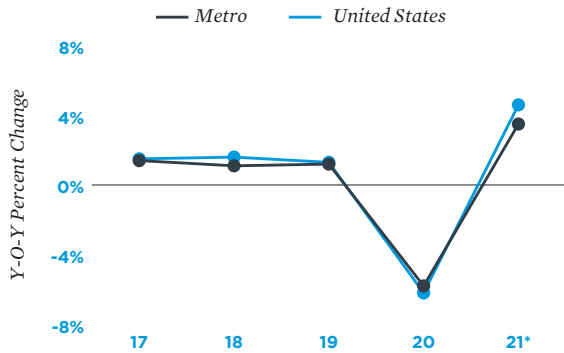


**0.3% DECREASE**

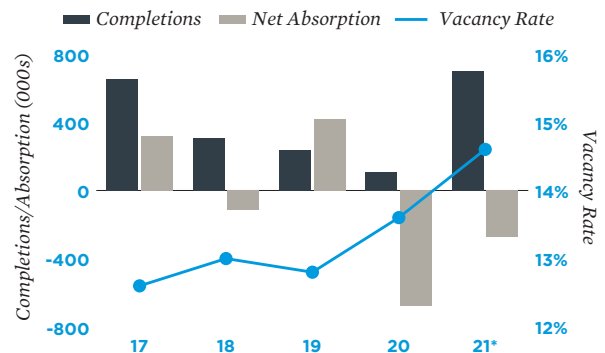
per sq. ft.

in asking rent

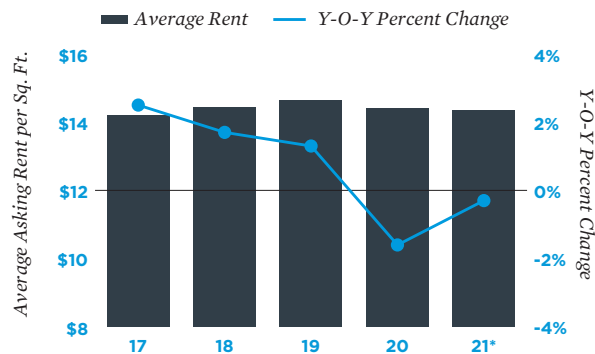
### Employment Trends



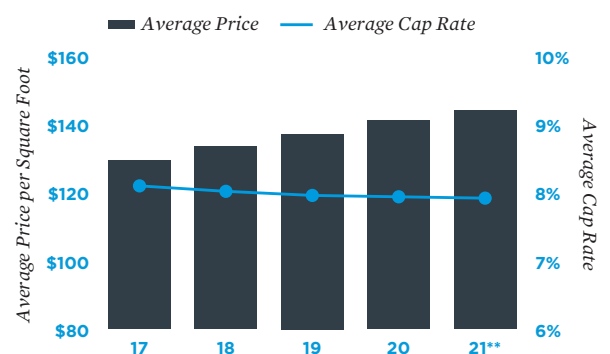
### Supply and Demand



### Rent Trends



### Sales Trends



\* Forecast \*\* Through 2Q  
Sources: BLS; CoStar Group, Inc.

IPA Office

**Alan L. Pontius**

Senior Vice President, National Director

Tel: (415) 963-3000 | apontius@ipausa.com

For information on national office trends, contact:

**John Chang**

Senior Vice President, National Director | Research Services

Tel: (602) 707-9700 | jchang@ipausa.com

The information contained in this report was obtained from sources deemed to be reliable. Every effort was made to obtain accurate and complete information; however, no representation, warranty or guarantee, express or implied, may be made as to the accuracy or reliability of the information contained herein. Note: Metro-level employment growth is calculated based on the last month of the quarter/year. Sales data includes transactions sold for \$1 million or greater unless otherwise noted. This is not intended to be a forecast of future events and this is not a guaranty regarding a future event. This is not intended to provide specific investment advice and should not be considered as investment advice. Sources: IPA Research Services; Bureau of Labor Statistics; CoStar Group, Inc.; Real Capital Analytics  
© Marcus & Millichap 2021 | www.ipausa.com