

# MARKET REPORT

Industrial  
Boston Metro Area

IPA  
INSTITUTIONAL  
PROPERTY  
ADVISORS

MIDYEAR 2022

## Industrial 2022 Outlook

### EMPLOYMENT:

+3.6%



100,000

**JOBS**

will be created

### CONSTRUCTION:

1.2%



5,300,000

**SQ. FT.**

of stock will be completed

### VACANCY:

4.0%



40

**BPS**

decrease in vacancy

### RENT:

\$11.85



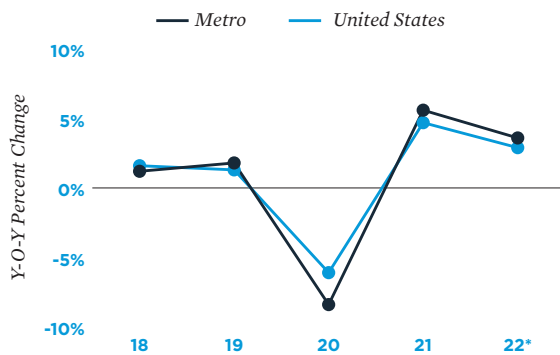
11.6%

**INCREASE**

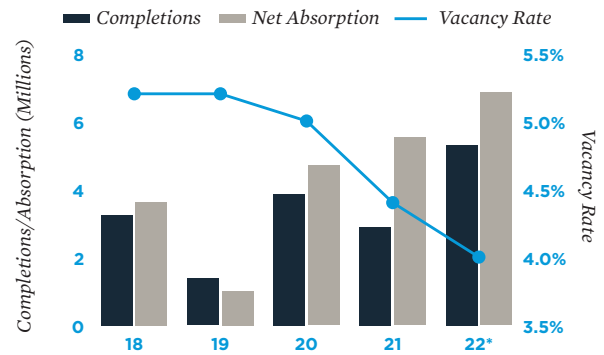
per sq. ft.

in asking rent

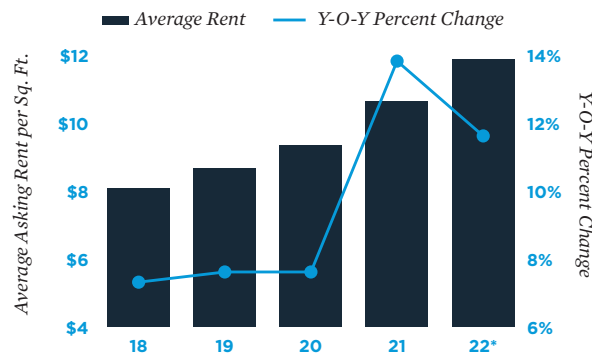
### Employment Trends



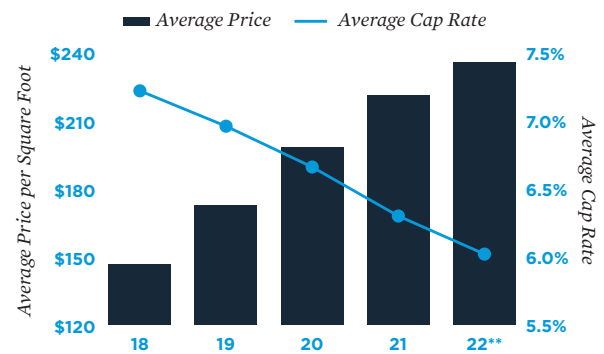
### Supply and Demand



### Rent Trends



### Sales Trends



\* Forecast \*\* Through 1Q  
Sources: BLS; CoStar Group, Inc., Real Capital Analytics

Boston Office:

**Thomas Shihadeh**

Regional Manager  
100 High Street, Suite 1025  
Boston, MA 02110

Tel: (617) 896-7200 | thomas.shihadeh@marcusmillichap.com

For information on national industrial trends, contact:

**John Chang**

Senior Vice President, Director | Research & Advisory Services

Tel: (602) 707-9700 | john.chang@marcusmillichap.com

The information contained in this report was obtained from sources deemed to be reliable. Every effort was made to obtain accurate and complete information; however, no representation, warranty or guarantee, express or implied, may be made as to the accuracy or reliability of the information contained herein. Note: Metro-level employment growth is calculated based on the last month of the quarter/year. Sales data includes transactions sold for \$1 million or greater unless otherwise noted. This is not intended to be a forecast of future events and this is not a guaranty regarding a future event. This is not intended to provide specific investment advice and should not be considered as investment advice. Sources: Marcus & Millichap Research Services; Bureau of Labor Statistics; CoStar Group, Inc.; Real Capital Analytics

© Marcus & Millichap 2022 | www.MarcusMillichap.com

Price: \$250