


MARKET REPORT

Industrial
Minneapolis-St. Paul Metro Area

IPA
INSTITUTIONAL
PROPERTY
ADVISORS


MIDYEAR 2022

Industrial 2022 Outlook

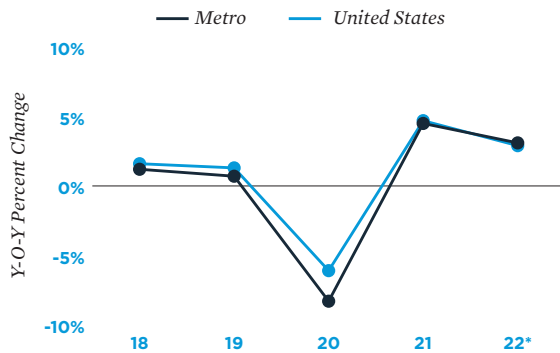
EMPLOYMENT:
+3.1%  **61,000**
JOBS
will be created

CONSTRUCTION:
1.3%  **4,200,000**
SQ. FT.
will be completed

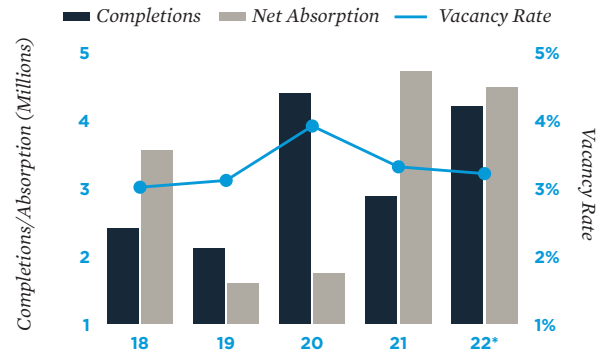
VACANCY:
3.2%  **10**
BPS
decrease in vacancy

RENT:
\$6.60  **8.2%**
INCREASE
in asking rent

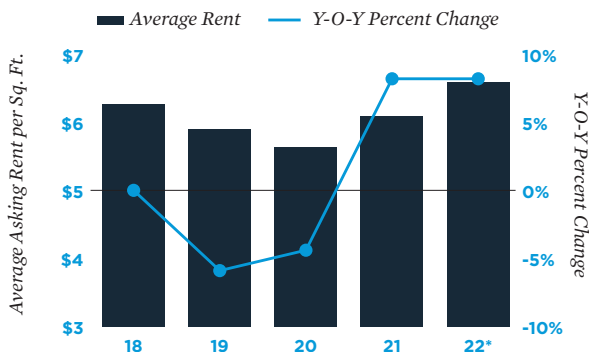
Employment Trends



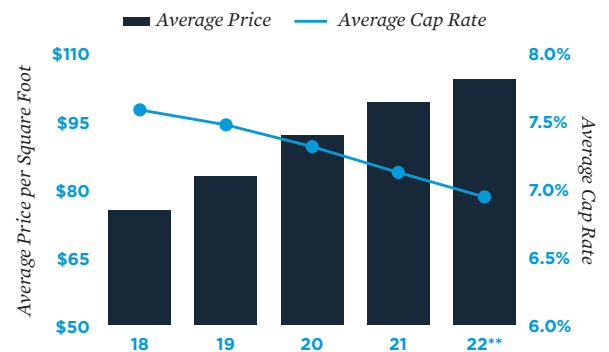
Supply and Demand



Rent Trends



Sales Trends



* Forecast ** Through 1Q
Sources: BLS; CoStar Group, Inc., Real Capital Analytics

Minneapolis Office:

Todd Lindblom

First Vice President, Regional Manager

1350 Lagoon Avenue, Suite 840

Minneapolis, MN 55408

Tel: (952) 852-9700 | todd.lindblom@marcusmillichap.com

For information on national industrial trends, contact:

John Chang

Senior Vice President, Director | Research & Advisory Services

Tel: (602) 707-9700 | john.chang@marcusmillichap.com

The information contained in this report was obtained from sources deemed to be reliable. Every effort was made to obtain accurate and complete information; however, no representation, warranty or guarantee, express or implied, may be made as to the accuracy or reliability of the information contained herein. Note: Metro-level employment growth is calculated based on the last month of the quarter/year. Sales data includes transactions sold for \$1 million or greater unless otherwise noted. This is not intended to be a forecast of future events and this is not a guaranty regarding a future event. This is not intended to provide specific investment advice and should not be considered as investment advice. Sources: Marcus & Millichap Research Services; Bureau of Labor Statistics; CoStar Group, Inc.; Real Capital Analytics

© Marcus & Millichap 2022 | www.MarcusMillichap.com

Price: \$250