

# MARKET REPORT

Industrial

Riverside-San Bernardino Metro Area

**IPA** INSTITUTIONAL  
PROPERTY  
ADVISORS

**MIDYEAR 2022**

## Industrial 2022 Outlook

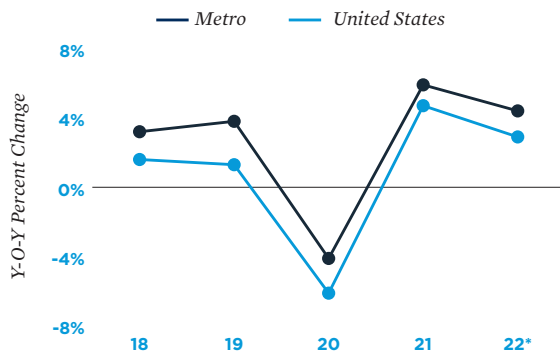
**EMPLOYMENT:**  
**+4.4%** **70,000**  
**JOBS**  
will be created

**CONSTRUCTION:**  
**4.4%** **28,000,000**  
**SQ. FT.**  
will be completed

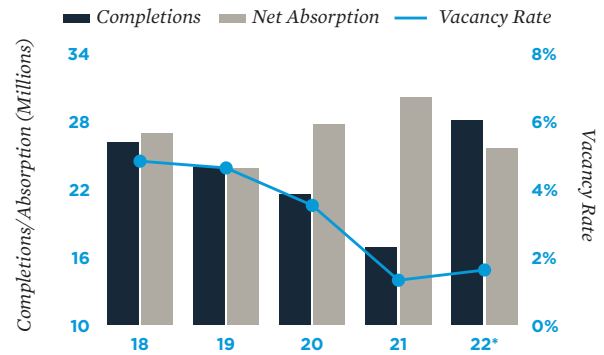
**VACANCY:**  
**1.6%** **30**  
**BPS**  
increase in vacancy

**RENT:**  
**\$11.70** **8.1%**  
**INCREASE**  
in asking rent

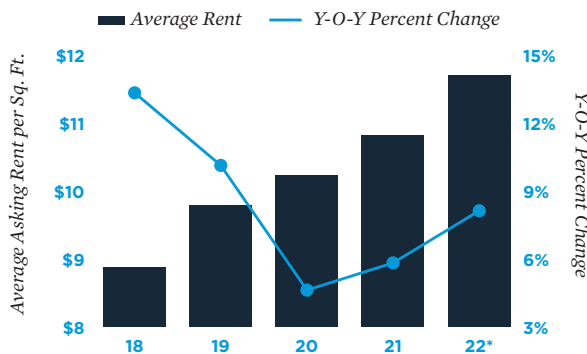
### Employment Trends



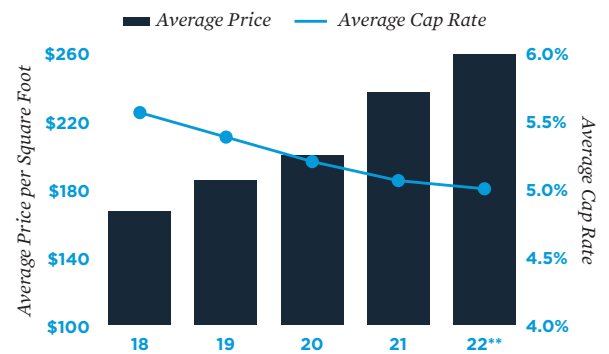
### Supply and Demand



### Rent Trends



### Sales Trends



\* Forecast \*\* Through 1Q  
Sources: BLS; CoStar Group, Inc., Real Capital Analytics

Inland Empire Office:

**Adam Christofferson**

Senior Vice President, Division Manager

3281 East Guasti Road, Suite 800

Ontario, CA 91761

Tel: (909) 456-3400 | adam.christofferson@marcusmillichap.com

For information on national industrial trends, contact:

**John Chang**

Senior Vice President, Director | Research & Advisory Services

Tel: (602) 707-9700 | john.chang@marcusmillichap.com

The information contained in this report was obtained from sources deemed to be reliable. Every effort was made to obtain accurate and complete information; however, no representation, warranty or guarantee, express or implied, may be made as to the accuracy or reliability of the information contained herein. Note: Metro-level employment growth is calculated based on the last month of the quarter/year. Sales data includes transactions sold for \$1 million or greater unless otherwise noted. This is not intended to be a forecast of future events and this is not a guaranty regarding a future event. This is not intended to provide specific investment advice and should not be considered as investment advice. Sources: Marcus & Millichap Research Services; Bureau of Labor Statistics; CoStar Group, Inc.; Real Capital Analytics

© Marcus & Millichap 2022 | www.MarcusMillichap.com

Price: \$250