

# MARKET REPORT

Industrial  
Salt Lake City Metro Area

IPA  
INSTITUTIONAL  
PROPERTY  
ADVISORS

MIDYEAR 2022

## Industrial 2022 Outlook

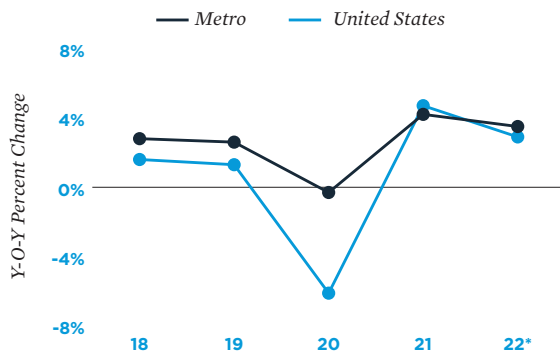
**EMPLOYMENT:**  
**+3.5%**  
**48,000**  
**JOBS**  
*will be created*

**CONSTRUCTION:**  
**4.6%**  
**10M**  
**SQ. FT.**  
*will be completed*  
*of stock*

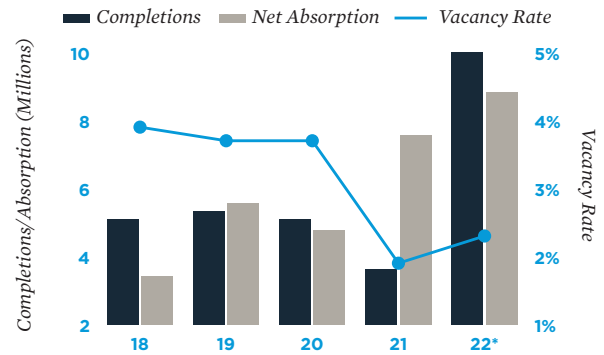
**VACANCY:**  
**2.3%**  
**40**  
**BPS**  
*increase in vacancy*

**RENT:**  
**\$8.50**  
**13.8%**  
**INCREASE**  
*in asking rent*  
*per sq. ft.*

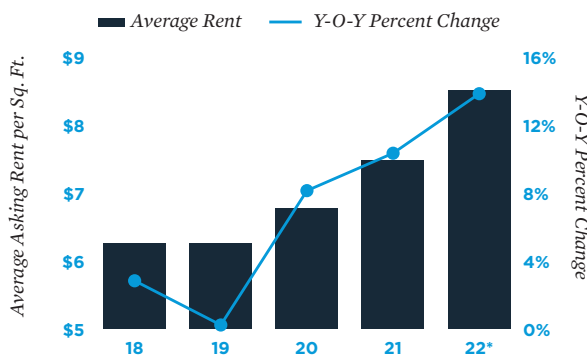
### Employment Trends



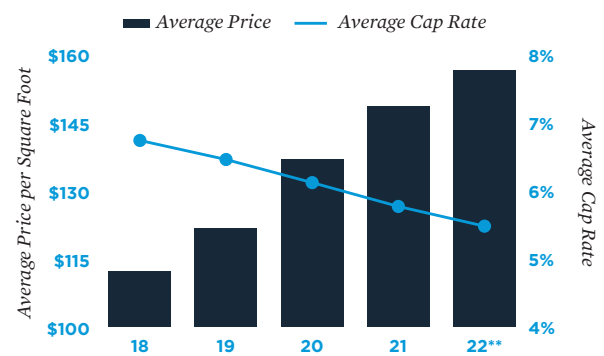
### Supply and Demand



### Rent Trends



### Sales Trends



\* Forecast \*\* Through 1Q  
Sources: BLS; CoStar Group, Inc., Real Capital Analytics

Salt Lake City Office:  
**Adam Christofferson**  
Senior Vice President, Division Manager  
111 South Main Street, Suite 500  
Salt Lake City, UT 84111  
Tel: (801) 736-2600 | adam.christofferson@marcusmillichap.com

For information on national industrial trends, contact:  
**John Chang**  
Senior Vice President, Director | Research & Advisory Services  
Tel: (602) 707-9700 | john.chang@marcusmillichap.com

The information contained in this report was obtained from sources deemed to be reliable. Every effort was made to obtain accurate and complete information; however, no representation, warranty or guarantee, express or implied, may be made as to the accuracy or reliability of the information contained herein. Note: Metro-level employment growth is calculated based on the last month of the quarter/year. Sales data includes transactions sold for \$1 million or greater unless otherwise noted. This is not intended to be a forecast of future events and this is not a guaranty regarding a future event. This is not intended to provide specific investment advice and should not be considered as investment advice. Sources: Marcus & Millichap Research Services; Bureau of Labor Statistics; CoStar Group, Inc.; Real Capital Analytics

© Marcus & Millichap 2022 | www.MarcusMillichap.com  
Price: \$250