

# MARKET REPORT

Office  
San Antonio Metro Area

IPA  
INSTITUTIONAL  
PROPERTY  
ADVISORS

4Q/22

## Office 2022 Outlook

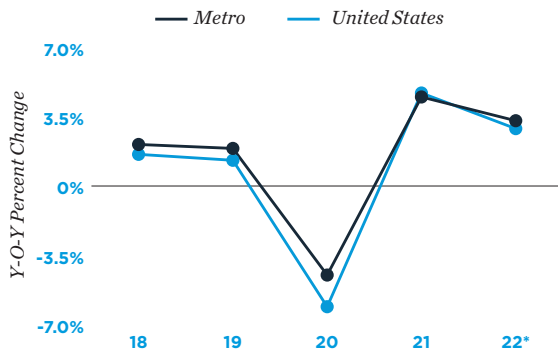
**EMPLOYMENT:**  
**+3.3%** **36,000**  
**JOBS**  
will be created

**CONSTRUCTION:**  
**1.6%** **1,200,000**  
**SQ. FT.**  
will be completed

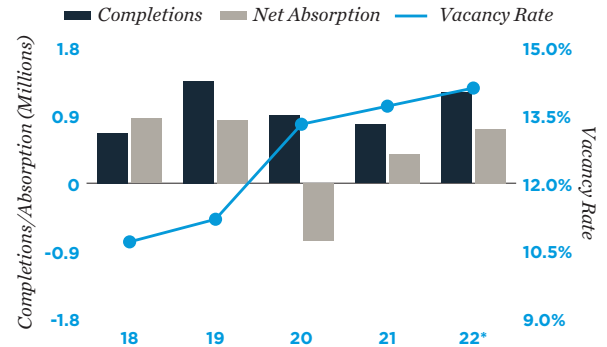
**VACANCY:**  
**14.1%** **40**  
**BPS**  
increase in vacancy

**RENT:**  
**\$21.65** **1.2%**  
**INCREASE**  
in asking rent

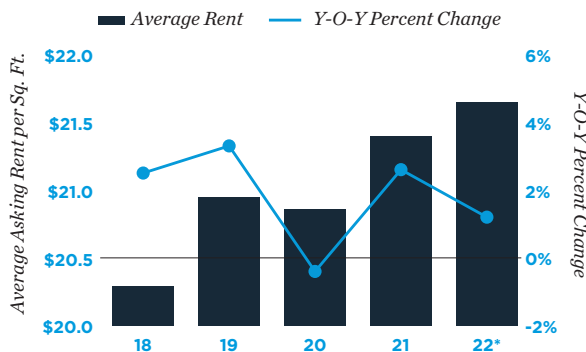
### Employment Trends



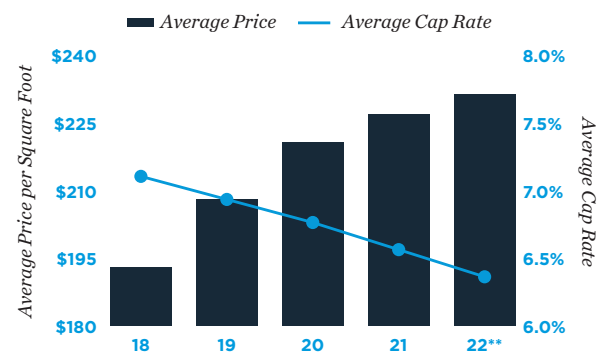
### Supply and Demand



### Rent Trends



### Sales Trends



\* Forecast \*\* Through 2Q  
Sources: BLS; CoStar Group, Inc.

San Antonio Office:  
**Bruce Bentley III**  
Regional Manager  
8200 IH-10 W, Suite 603  
San Antonio, TX 78230  
Tel: (210) 343-7800 | bruce.bentley@marcusmillichap.com

For information on national office trends, contact:

**John Chang**  
Senior Vice President, National Director | Research Services  
Tel: (602) 707-9700 | john.chang@ipausa.com

The information contained in this report was obtained from sources deemed to be reliable. Every effort was made to obtain accurate and complete information; however, no representation, warranty or guarantee, express or implied, may be made as to the accuracy or reliability of the information contained herein. Note: Metro-level employment growth is calculated based on the last month of the quarter/year. Sales data includes transactions sold for \$1 million or greater unless otherwise noted. This is not intended to be a forecast of future events and this is not a guaranty regarding a future event. This is not intended to provide specific investment advice and should not be considered as investment advice. Sources: IPA Research Services; Bureau of Labor Statistics; CoStar Group, Inc.; Real Capital Analytics

© Marcus & Millichap 2022 | www.ipausa.com

Price: \$250